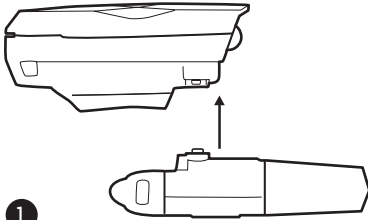


FLEA 2.0 FRONT™

USB Rechargeable Light

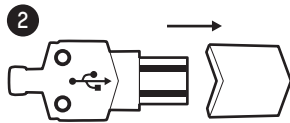
Black Part# 2022268, White Part# 2022269,
Green Part# 2022271, Blue Part# 2022272,
Red Part# 2022273



1

Attach charger cradle to the light.

Do not force them into place. Contacts are magnetic and will self-align.



2

Remove rubber cover from charger



3

Install charger in standard size USB port.

Be certain that both the USB port and the charger are in the correct orientation. When correctly attached to light and charging source, LED indicator will flash RED. When charging is complete, LED indicator will flash GREEN. Remove light and reinstall rubber cover on charger.

WARNING: DO NOT PLACE anything other than FLEA lights on USB Charger contacts

Visit us at blackburndesign.com for product updates.

Blackburn 

5550 Scotts Valley Drive, Scotts Valley, Ca 95066
Customer Service: 1-800-456-2355
Blackburndesign.com
Printed in China

MAKE SURE TO FULLY CHARGE LIGHT BEFORE FIRST USE.

NOTE: For most accurate Fuel Gauge reading run light until it turns off automatically then charge until full (GREEN blinking LED).

OPERATION:

1. Press button to turn ON
2. Press again for LOW
3. Press again for STROBE
4. press again for OFF

GREEN = 100% to 75% Battery Capacity

(lit for 5 sec after button press)

ORANGE = 75% to 25% Battery Capacity

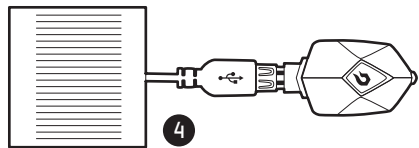
(lit for 5 sec after button press)

RED = <25% Battery Capacity

(lit when light is running constantly)

MOUNTING:

- Option 1. Thread included hook and loop strap through light body to attach Flea to handlebar.
Option 2. Clip Flea to helmet mount, head mount or hat mount. (Available separately. Part #2024357)



Using Optional USB Solar Charger (Part #2015577)
See steps 1-2 above. Install charger into USB port on Solar panel. Place Solar panel in direct sunlight for fastest charging.



WARNING: Potential charging is hazardous to children. This light is extremely bright—do not aim directly into eyes. UK ONLY: When used for cycling, this light should be used in conjunction with a British Standard 6102/3 cycle light.

**LIFETIME
WARRANTY**